

MY **LOCKDOWN** SEWING CHALLENGE FOR THE EASTER HOLIDAYS

Let's make a mask!

FOLLOW the different steps and **MAKE** your own mask



STEP 1 WATCH the video once before doing the activities [*REGARDE* la vidéo une fois avant de faire les activités]. <https://www.youtube.com/watch?v=ig-JhOX4HjA> [0:00 → 1:03]

STEP 2 WATCH the video and **TICK** ✓ the correct solutions :

Making a mask is useful ... [fabriquer un masque est utile ..]	
WHY ? [pourquoi ?]	WHAT FOR ? [dans quel but ?]
<p>Because [parce que ...]</p> <ul style="list-style-type: none"> <input type="radio"/> Masks are missing everywhere <input type="radio"/> Masks are too expensive <input type="radio"/> Masks are not secure <div style="border: 1px solid orange; padding: 5px; margin-top: 10px;"> <p style="text-align: center;">vocabulary box</p> <p>missing : manquant expensive : cher secure: fiable, sûr</p> </div>	<p>To [pour / afin de]</p> <ul style="list-style-type: none"> <input type="radio"/> Go shopping <input type="radio"/> Go to the pharmacy <input type="radio"/> Go outside <input type="radio"/> Protect yourself <input type="radio"/> Do the cooking <input type="radio"/> Walk your dog


LET'S RECAP! COMPLETE ce petit résumé à l'aide des éléments que tu as cochés.

Making a mask is useful because masks

Making a mask is useful to

STEP 3 WATCH the video and **TICK** ✓ the correct solutions :

To make a mask ..[pour fabriquer un masque ..]	
You NEED ... [tu AS BESOIN DE ...]	You DON'T NEED[tu N'AS PAS BESOIN DE ...]
<p>Because [parce que ...]</p> <ul style="list-style-type: none"> <input type="radio"/> tissue / cloth <input type="radio"/> elastics <input type="radio"/> a needle <input type="radio"/> a ruler <input type="radio"/> scissors 	<p>To [pour / afin de]</p> <ul style="list-style-type: none"> <input type="radio"/> a tissue / a cloth <input type="radio"/> elastics <input type="radio"/> a needle <input type="radio"/> a ruler <input type="radio"/> scissors



tissue /



a needle













scissors



a ruler

STEP 3 WATCH the video and **COMPLETE** each description with a verb from the box below

	① a cloth / a tissue		⑥ one edge
	② it into a half		then the other edge
	③ again to cover		⑦ the 2 edges in between
	④ one elastic on a edge		⑧ the elastics
	⑤ the other elastic on the other edge		⑨ the mask on your mouth

PUT (x4)

FOLD (x3)

PULL

TAKE

STEP 4 FIND the English word or expression [*RETROUVE le mot ou l'expression en anglais*]

NOUNS	VERBS	OTHERS
du tissu	plier	why ? : pourquoi ?
le bord	prendre	because : parce que
un masque	mettre / placer	what for ? dans quel but ?
la bouche	couvrir	to : pour / afin de
une aiguille à coudre	tirer	ADJECTIVES
des ciseaux	sortir	expensive : cher
une pharmacie	(se) promener	missing : manquant
	protéger	secure : fiable
	avoir besoin de	

LOCKDOWN SEWING CHALLENGE WORDSEARCH

T E B W P U L L M E
S Q X E H L N E E D
N C P P C A M P E G
M E I R E A T A U E
I S E S O N U F S T
S D G D S T S S O K
S W O T L O E I E R
I A O A R E R C V O
N L U K W H Y S T E
G K T E M O U T H G

MASK

NEEDLE

SCISSORS

EDGE

PULL

PUT

TAKE

PROTECT

GO OUT

NEED

WALK

WHY

BECAUSE

WHATFOR

EXPENSIVE

MISSING

MOUTH

